

EFFECT OF COOLING RATE ON MICROSTRUCTURES AND MECHANICAL PROPERTIES OF C102 COPPER ALLOY

J. Ridhwan^{1*}, M. Syafiq², M. H. M. Hafidzal³,
M. S. Zakaria⁵, M. A. M. Daud⁶

^{1,2}Center of Advanced Research and Energy,
Faculty of Mechanical Engineering, Universiti Teknikal Malaysia Melaka,
Hang Tuah Jaya, 76100 Durian Tunggal, Melaka, Malaysia

ABSTRACT

The objective of this study is to illustrate the effect of two types of heat treatment on microstructure and mechanical properties of C102 copper alloy. Annealing and quenching were conducted to study the effect of cooling rate on material. Specimens were heated at 350, 400 and 500°C and were cooled by using two types of cooling medium; furnace cooling and water quench. Tensile strength of 254.6 MPa was obtained for the as-received specimen. It was shown that an increase in cooling rate contributed to a higher strength due to local strain effect. Rapid cooling in quenched specimen had successfully increase the hardness by 41% and recorded the highest tensile strength of 359 MPa while slow cooling rate which experienced by an annealed specimen resulted in the lowest tensile strength of 136 MPa. Microstructure investigation shows annealed specimen produced coarse austenitic structure with larger grain size. Meanwhile, quenched specimen produced finer austenitic structure with smaller grain size. It was observed that the grain size of annealed specimen was increased with soaking temperature, however, quenched specimen shows the other way around.

KEYWORDS: *Copper alloy; cooling rate; annealing; quenching*

1.0 INTRODUCTION

Copper is an essential element for major industrial metal because of its high ductility, malleability, thermal and electrical conductivity and resistance to corrosion. Copper and its alloy mainly used in wiring production, piping, automotive and architecture. Heat treatment process was applied on copper and copper alloys in order to attain the desired properties for each application (Trophe, 2003).

* Corresponding author email: ridhwan@utem.edu.my

Annealing is the heat treatment process where a metal or alloy acquires a structure close to the equilibrium state. A material is exposed to an elevated temperature for an extended time and then slowly cooled. Normally, annealing is carried out to relieve stress, increase softness and ductility. The temperature of heating in annealing depends on the composition of an alloy and the particular kind of the process; the rate of cooling from the annealing temperature is usually not high. There are varieties of annealing heat treatments possible. These are characterized by the changes on the microstructures and are responsible for the alteration of the mechanical properties (Zhang, 2007). Based on previous study, the recrystallization temperature was determined by measuring the micro hardness in the side surface for different annealing temperatures. The recrystallization temperature of a material is characterized by softening due to the decrease in dislocation density and the nucleation of new grains. Annealing in the recrystallization temperature causes a large drop in hardness (Kakani, 2004).

The most widely used and the oldest heat treatment process are quenching. Quenching involves heating the metal part above a temperature, which causes a change in microstructure, and then rapid cooling to force an unusual change in the microstructure which not formed on slow cooling. Quenching is the procedure used for cooling copper alloy that basically use the water as a medium. Because most metals are cooled rapidly during the hardening process, quenching is usually associated with hardening (Klinger, 2002).

Although there are several studies conducted on copper alloy, however, there are only few of study regarding heat treatment of C102 copper alloy that can be found. Hence, this study intended to analyze the effect of cooling on microstructure and mechanical properties of C102 copper alloy.

2.0 MATERIALS AND METHODS

2.1 Specimen Preparation and Heat Treatment

Two type of specimen was prepared for the experiment. The dog bone specimens were prepared to investigate the mechanical properties while semi-circle plate with 24 mm diameter and 4 mm thickness were used for metallurgical investigation. ASTM E-8M was referred to fabricate the circular dog bone specimens. Heat treatment was conducted at three soaking temperatures; 350, 400, and 450°C for one hour and cooled in two different medium; furnace and water quench.

The yield strength and tensile strength for the as-received material are 211.37 MPa and 254.6 MPa respectively.

2.2 Mechanical Testing and Microstructure Investigation

ASTM E-8 (Standard Test Method for Tension Testing of Metallic Materials, 2010) was referred for tensile test on specimen using INSTRON Universal Testing Machine. The extension rate set for the machine is 5.00 mm/min. Yield strength and the ultimate tensile strength were recorded for each specimen.

For metallurgical investigation, the specimens were mounted and followed by grinding and polishing to obtain the mirror surface. The specimens are then etched on Marble mixture solution to reveal the microstructure. The grain size of the specimens was measured by using Lineal Intercept Method, ASTM E-112-10. (Standard Test Method for Average Grain Size, 2010). Grain size is measured with a light microscope by determining the number of grain boundaries that intersect with a given length on selected test area.

3.0 RESULTS AND DISCUSSION

3.1 Tensile properties

Table 1 shows the yield strength and ultimate tensile strength value of annealed and quenched specimens. Figures 1 and 2 show the trend of ultimate tensile strength and yield strength for annealed and quenched specimens respectively. Quenched specimens show increase in tensile strength from 299 to 359 MPa as the soaking temperature increased from 350 to 450°C. On the other hand, annealed specimens show decreased in tensile strength from 208 to 136 MPa. These findings show that the strength of annealed and quenched materials is highly affected by the soaking temperature. This finding is consistent with Ridhwan et al. (2013) and Mao et al. (2009).

The decreasing in strength for annealed specimens can be attributed to several factors. Habibi et al. (2011) states that dislocation density of grain plays a main role in the strength changes. Since annealing can reduce the dislocation density of material by recovery action, thus, the decrease in strength can be attributed to the reduction of dislocation density. A dislocation is lattice effects which play a main role in plastic deformation because less energy is required to produce slip by movement of dislocation (Nunes et al., 2001). Thus, it is easier for deformation to occur with lower dislocation density which then decreases the strength

of material. On the other hand, since annealing temperature was set beyond the desired temperature of recrystallization, the new strain-free grains are heated that leads to a progressive increase in grain size. Furthermore, at higher annealing temperature, second-phase particles which inhibit grain growth will dissolve progressively and results to coarsening of grain. Thus, this coarser grain structure leads to the softening of the material and the reduction of strength (Dieter et al., 2012; Ridhwan et al., 2013).

The increase in strength for quenched specimen was discussed by Perry et al. (2006) where by preserving the solid solution formed at the solution heat-treating temperature by rapid cooling, solute atoms that precipitate on grain forced the vacancies to migrate into disordered regions that contribute to the subsequent strengthening. The loss of vacancies on the structure induces to the clustering of the grain structure. Local strain is produced by the clustered region which leads to the hardening of the structure. In addition, the formation of coherent alloy phase also responsible for material strengthening (Nagarjuna et al., 2001). This hardening mechanism explains the increased in strength for quenched specimen.

Table 1. Tensile properties of quenched and annealed copper alloy based

Heat Treatment Process	T ₁ = 350°C		T ₂ = 400°C		T ₃ = 450°C	
	Yield Strength (MPa)	U. Tensile Strength (MPa)	Yield Strength (MPa)	U. Tensile Strength (MPa)	Yield Strength (MPa)	U. Tensile Strength (MPa)
Quenching	291	299	329	331	356	359
Annealing	205	208	167	169	129	136

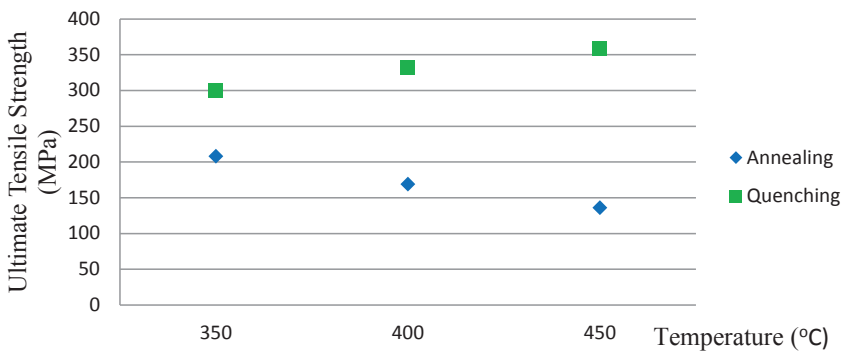


Figure 1. Effect of cooling medium on ultimate tensile strength

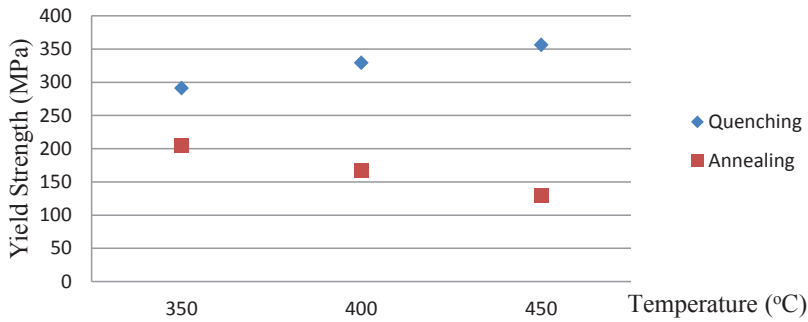


Figure 2. Effect of cooling method on yield strength

3.2 Microstructure Investigation

Both annealed and quenched specimens show austenitic structure after heat treatment. Figure 3 shows that the microstructure of annealed specimen experienced grain coarsening as the annealed temperature increases. This is due to the grain growth and reduction of dislocation. This behavior explained the decrease in strength of annealed specimens. The grain growth phenomenon was caused by decreasing of surface energy which has been mentioned on the previous section. On the other hand, quenched specimens show decrease in grain size (Figure 4). This is because during quenching, the grains become clustered and finer grain structure was observed. The clustering was produced by the loss of vacancies on the structure as mentioned in the previous section. Thus, higher temperature results to higher loss of vacancies.

Further analysis was conducted on the microstructure of annealed and quenched specimens by calculating the grain size number based on ASTM standard. In this standard, smaller number represent larger grain. Figure 5 shows the grain size number for quenched and annealed specimens. The annealed specimens undergone reduction in grain size number with increase of annealing temperature. The grain size number was slightly decreased from 5.2 to 4.1 which indicated that the grain has growth as the temperature increases. Meanwhile, quenched specimens show increment of grain size number with increase of soaking temperature. Highest grain size number of 8.2 was measured at 450°C which also represent the highest strength specimen in this study. The increased in grain size can be attributed to the dissolution of pinning particles at higher temperature which allowed grain growth to occur (Ridhwan et al., 2013). On the other hand, eventhough the grain size was increased for quenched specimen; however this phenomenon does not decrease the strength of material due to the local strain effect that exists in the quenched specimens.

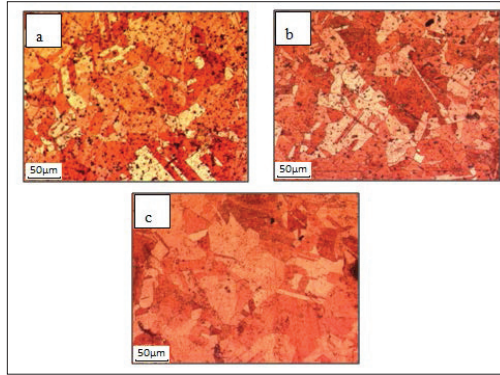


Figure 3. Microstructure of annealed copper alloy at (a) 350°C (b) 400°C and (c) 450°C




Figure 4. Microstructure of water quenched copper alloy at (a) 350°C (b) 400°C and (c) 450°C

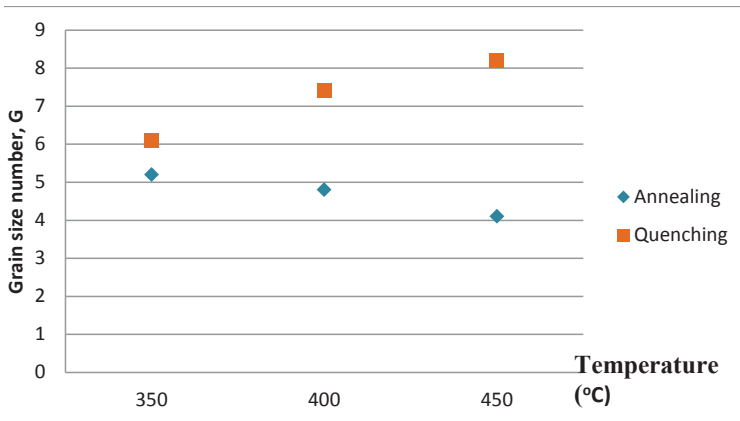


Figure 5. Effect of cooling rate to the grain size number (smaller number represents greater grain size)

4.0 CONCLUSION

Analysis on the microstructure and hardness of heat treated C102 copper alloy has led to few conclusions:

- Quenched specimens which subjected to high cooling rate have higher strength as compared to annealed specimens due to local strain effect. Highest tensile strength of 359 MPa was recorded at 450oC soaking temperature which is 163% higher than annealed specimen. On top of that, higher soaking temperature results to increase in strength for quenched specimen, but decrease the strength of annealed specimen.
- In terms of microstructure, grain growth was observed for annealed specimen with increases in soaking temperature due to dissolution of pinning particles from the grain boundary. Quenched specimen shows finer grain after heat treatment due to grain clustering effect.

ACKNOWLEDGEMENT

The authors wish to thank Faculty of Mechanical Engineering, Universiti Teknikal Malaysia Melaka (UTeM) for providing the facilities and financial support to conduct this research activity.

REFERENCES

- ASTM Standard E8M. (2010). *Standard test method for testing of metallic materials (metric)*. West Conshohocken, PA: ASTM International.
- ASTM Standard E112. (2010). *Standard test method for determining average grain size*. West Conshohocken, PA: ASTM International.
- Dieter, G. E. (2012). Mechanical metallurgy, annealing and average grain size, 191-193, 233-236.
- Habibi, A. & Ketabchi, M. (2012). Enhanced properties of nano-grained pure copper by equal channel angular rolling and post-annealing. *Materials & Design*, 34, 483-487.
- Kakani, S. L. & Kakani, A. (2004). *Material science*. New Age International Publisher.
- Klinger, C. (2002). *Heat treatment: structure and properties of nonferrous alloys*. A. S. M. Publication.

- Nagarjuna, S., Sharma, K. K., Sudhakar, I., & Sarma, D. S. (2001). Age hardening studies in a Cu-4.5Ti-0.5Co alloy. *Materials Science and Engineering A313*, 251–260.
- Nunes, R. M., Arai, T., & Baker, G. M. (2001). Heat treatment of non-ferrous alloy. *ASM Handbook Vol. 4*, 1884–1956.
- Ridhwan, J., Hamzah, E., Effendy, H., Selamat, M. Z., Zulfattah, Z. (2013). Effect of cooling rate on the microstructures and hardness of Fe-Ni-Cr Superalloy. *Journal of Mechanical Engineering and Technology*, 5(1), 45–57.
- Ridhwan, J., Hamzah, E., Effendy, H., Selamat, M. Z., Zulfattah, Z., & Hafidzal, M. H. M. (2013). Effect of aging treatment on the microstructures and hardness of Fe-Ni-Cr superalloy. *International Journal of Automotive and Mechanical Engineering*, 8, 1430–1441.
- Trophe, M. (2003). Nonferrous alloys and pure metals, metals handbook ninth edition volume 2—Properties and selection: *Materials Park (OH)7 ASM International*, pp. 280.
- Zhang, Z., Lin, G., Zhang, S. & Zhou, J. (2007). Effects of Ce on microstructure and mechanical properties of pure copper. *Materials Science and Engineering A*, 457, 313–318.